

GERIATRIC PROFILE W/T4 + UNA, CHEMISTRY ONE, TOTAL T4, IDEXX CBC-SELECT, URINALYSIS
Date Performed: 10/20/2020 04:50 AM



Requisition #	142866343		
Accession #	6001273696		
Panel Name	GERIATRIC PROFILE W/T4 + UNA		
Panel Name	CHEMISTRY ONE		
GLUCOSE	8.3	4.0-9.7 mmol/L	
SDMA	9	0-14 ug/dL	
BOTH SDMA AND CREATININE ARE WITHIN THE REFERENCE INTERVAL which indicates kidney function is likely good. Evaluate a complete urinalysis and confirm there is no other evidence of kidney disease.			
CREATININE	153	80-203 umol/L	
Please note: the feline reference intervals for creatinine have been updated effective May 25th, 2020, to reflect current IDEXX testing.			
UREA (BUN)	10.9	5.7-13.2 mmol/L	
PHOSPHOROUS	1.4	0.9-2.0 mmol/L	
CALCIUM	2.8 HIGH	2.2-2.7 mmol/L	
SODIUM	153	147-157 mmol/L	
POTASSIUM	4.5	3.7-5.2 mmol/L	
SODIUM/POTASSIUM RATIO	34	29-42	
CHLORIDE	117	114-126 mmol/L	
TOTAL PROTEIN	70	63-88 g/L	
ALBUMIN	35	26-39 g/L	
GLOBULIN	35	30-59 g/L	
ALBUMIN/GLOBULIN RATIO	1	0.5-1.2	
ALANINE TRANSAMINASE	63	27-158 IU/L	
ALKALINE PHOSPHATASE	11 LOW	12-59 IU/L	
HEMOLYSIS	+		
ICTERUS	Normal		
LIPEMIA	Normal		

















Panel Name

TOTAL T4

TOTAL T4	18.7	10.0-60.0nmol/L	
----------	------	-----------------	---

Panel Name

IDEXX CBC-SELECT

RBC	7.5	7.1-11.5x10E12/L	
HEMATOCRIT	0.33	0.29-0.45L/L	
HEMOGLOBIN	123	103-162g/L	
MCV	44	39.0-56.0fL	
MCH	16.4	12.6-16.5pg	
MCHC	372.7	285.0-378.0g/L	
RDW	17.4	10.0-26.0	
% RETICULOCYTE	0.1	%	
RETICULOCYTE-ABSOLUTE	7.5	3.0-50.0x10E3/uL	
RETIC - HGB	18.1	13.2-20.8pg	
WBC	4.8	3.9-19.0x10E9/L	
% NEUTROPHIL	41.3	%	
% LYMPHOCYTE	53.2	%	
% MONOCYTE	1.7	%	
% EOSINOPHIL	3.8	%	
% BASOPHIL	0	%	
NEUTROPHIL	2LOW	2.6-15.2x10E9/L	
LYMPHOCYTE	2.6	0.9-5.9x10E9/L	
MONOCYTE	0.1	0.0-0.5x10E9/L	
EOSINOPHIL	0.2	0.0-2.2x10E9/L	
BASOPHIL	0	0.0-0.1x10E9/L	
PLATELET	327	155-641x10E9/L	

CBC COMMENT

RBC, WBC, and platelet morphology normal

Panel Name

URINALYSIS

COLLECTION METHOD	CYSTOCENTESIS
COLOUR (URINE)	Yellow

CLARITY (URINE)	Clear
SPECIFIC GRAVITY (URINE)	1.029
pH (URINE)	6
PROTEIN (URINE)	Trace
GLUCOSE (URINE)	1+
KETONES (URINE)	Negative
BLOOD (URINE)	Negative
BILIRUBIN (URINE)	Negative
UROBILINOGEN (URINE)	Normal
WBC	0-2 /HPF
RBC	None Seen
BACTERIA	None Seen
CRYSTALS	None Seen
EPITHELIAL CELLS	1+ Transitional epithelial cells (1-2 /HPF)